

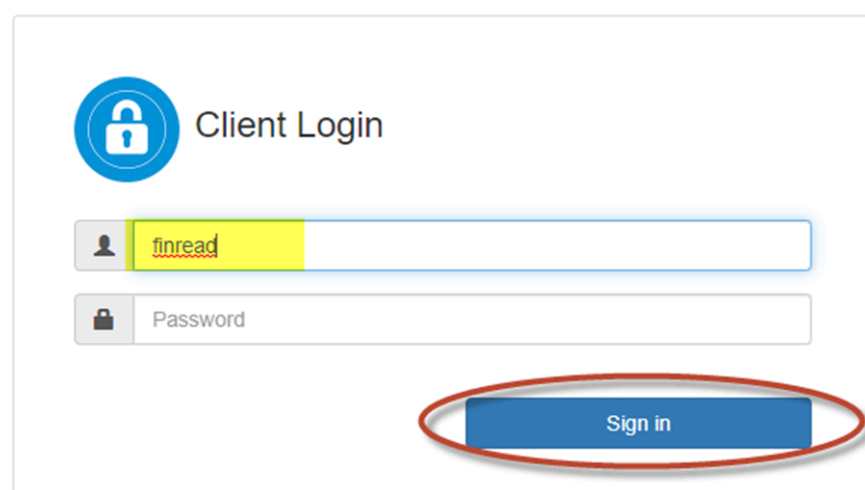
Harrisburg Project

Software Support for Special Education

How to Access Historical Annual Financial Reports (AFR).

1. Click the FTP Server Link:
<https://cerberus.isbe.net/login>
2. Type in the username field "finread" then click Sign In. (No password - leave blank).

Historical Archive — Annual Financial Reports

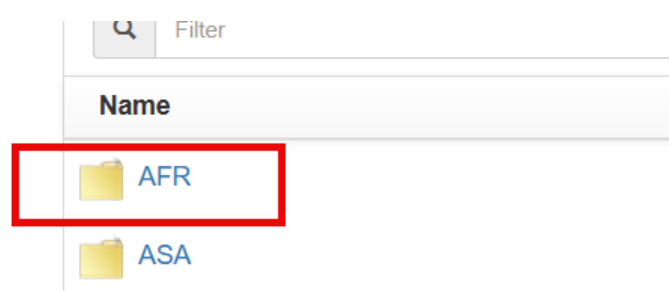


Client Login

Username:

Password:

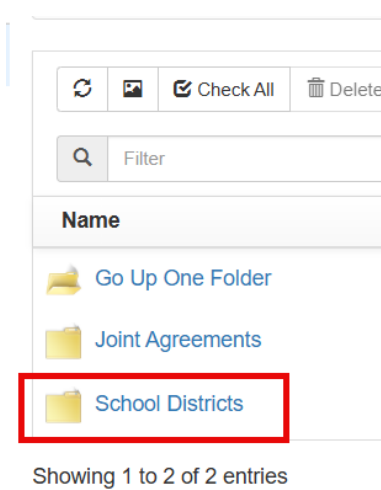
3. Click the AFR folder.



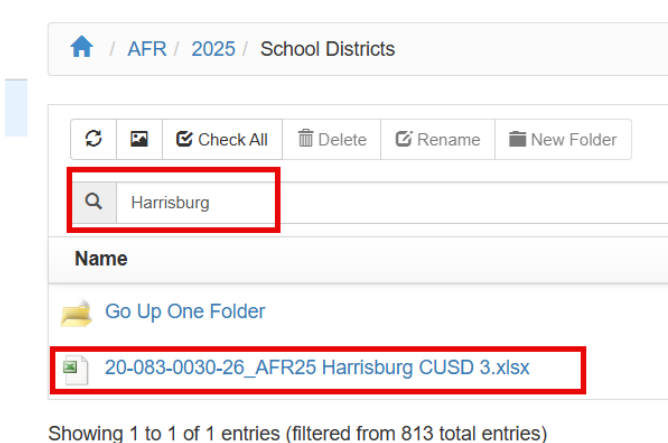
4. Scroll to the bottom of the screen to select the appropriate school year and click on the folder to open the file.

2025

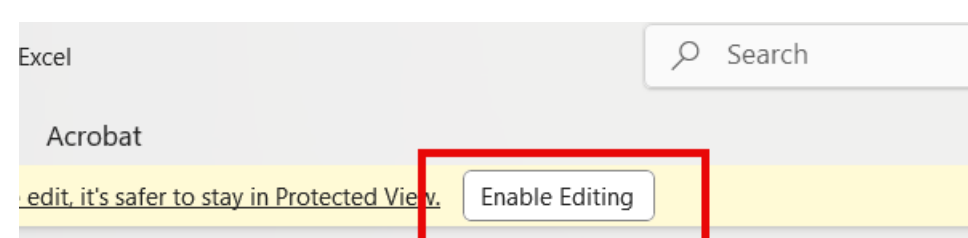
5. Select the School Districts Folder.



6. Type district name in the Search & then click on the district XLSX file.



7. Open the Excel file and click *Enable Editing*.



8. Click the Expenditures 16-24 tab.

