

# Harrisburg Project

## Software Support for Special Education

### How to Access Historical Annual Financial Reports (AFR).

1. Click the link to access Finance, Budgets and Funding:  
<https://www.isbe.net/Pages/Annual-Financial-Report.aspx>

2. Click Historical Archive – Annual Financial Reports.

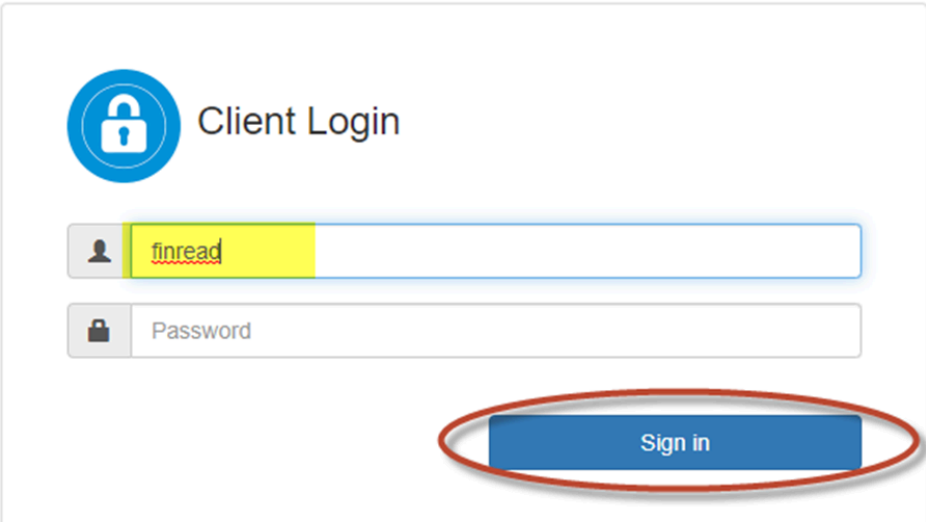


3. Click the *FTP Server* link.

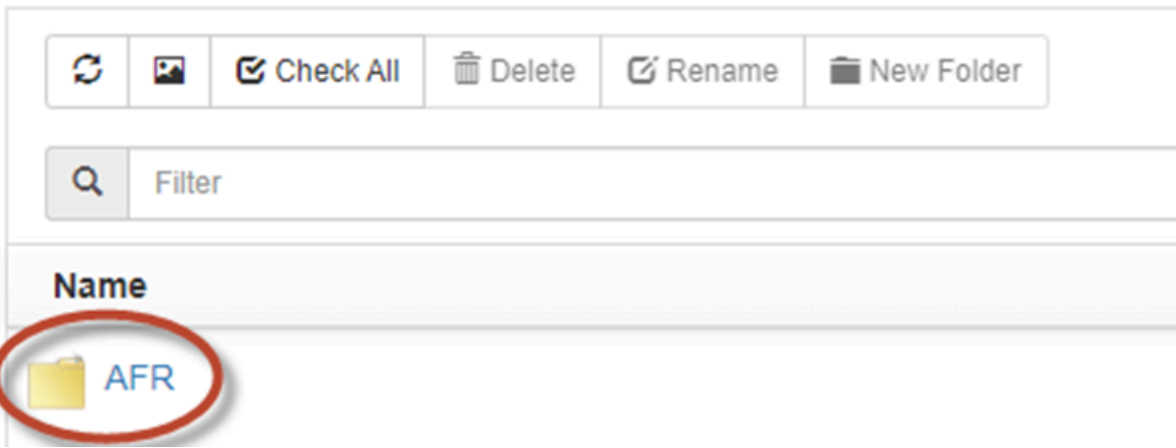
The following reports are available via ISBE's Cerberus FTP Server. Click the link, enter "finread" in the username, and then click "Sign-in". This application does not require a password.

- Annual Financial Reports (1996–2020)
- Annual Statements of Affairs (2006–2020)
- Charter School Audits (2009-2020)
- Districts Capital Needs Assessment Instruments (2008-2020)
- Regional Superintendent's Annual Reports (2004-2019)
- School District Budgets (2007–2021)

4. Type in the username field 'finread' then click Sign In. (No password - leave the field blank)



5. Click the AFR folder.



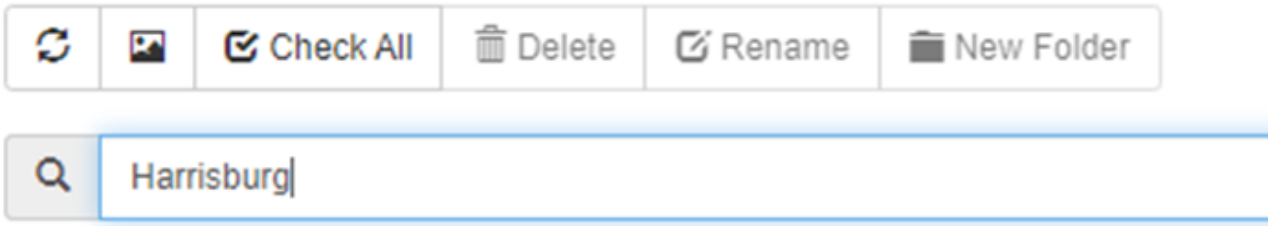
6. Scroll down to the bottom of the screen to select the appropriate school year and click on the year to open the file.



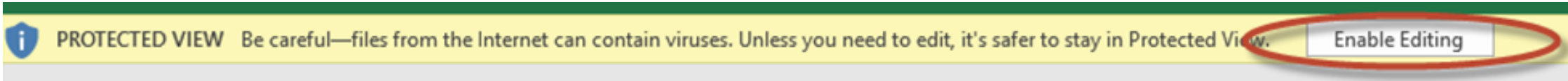
7. Select School Districts.



8. Type district name in the Search.



9. Open the Excel file and click *Enable Editing*.



10. Open Expenditures 16-24 tab.

